

Style 175 GTO and "Cut-In" Valves Specifications and Dimensions

Body and Bonnet:

Cast gray iron - ASTM A126 Class B (Semi-Steel)

Plugs 3/4", 1", 1-1/4"

and 1-1/2": Aluminum alloy

Plugs 2": Cast gray iron -

ASTM A126 Class B (Semi-Steel)

Elastomer Seal: Molded, permanently lubricated

Inserts: Elastomer, bonded to C-1018 Steel Plate

Retainer Ring:

Type 304 Stainless Steel

Plastic Ring: Polypropylene

Bonnet Seal:

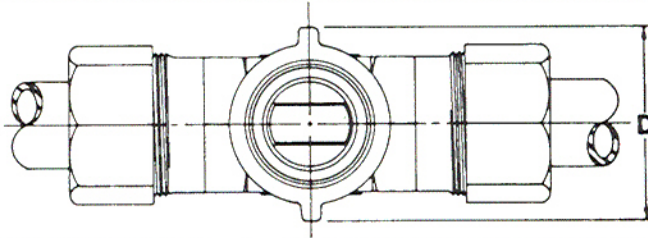
"O" Ring for gas service

Spring:

Oil-tempered steel to ASTM A-229 specifications

Dresser Style 175 GTO Gas Service Valves have been designed to meet requirements of ANSI B 16.33 1981.

Style 175 GTO Compression End Type

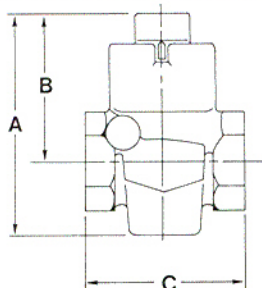


End Style No.	Pipe or Tubing Size	Overall Height "A"	Center to Top "B"	Length "C" with Standard Nuts	Length "C" with Shield Nuts	Dimension Across Ears Top of Valve "D"	Pipe Entrance "E"
499	5/8 OD x 5/8 OD	4-13/16"	3-1/16"	7-1/2"	11-7/8"	2-3/4"	1-3/4"
90x499	3/4 IPS x 5/8 OD	4-13/16"	3-1/16"	7-1/2"	9-5/8"	2-3/4"	2-1/4 x 1-3/4"
90	3/4 IPS	4-13/16"	3-1/16"	7-15/16"	-	2-3/4"	2-1/4"
499	1-1/8 OD x 1-1/8 OD	4-5/16"	3-17/32"	8-1/4"	12-5/8"	2-15/16"	2-1/4"
90	1 IPS	5-5/16"	3-17/32"	8-3/16"	-	2-15/16"	2-1/2"
499	1-3/8 OD x 1-3/8 OD	5-13/16"	3-7/8"	8-5/8"	13"	3-3/8"	2-1/4"
90	1-1/4 IPS	5-13/16"	3-7/8"	8-5/16"	-	3-3/8"	2-1/2"
90X499	1-1/2 IPS x 1-3/8 OD	5-13/16"	3-7/8"	10-1/2"	12-5/8"	3-3/8"	4 x 2-1/4"
90	1-1/2 IPS	6-7/16"	4-7/32"	8-7/8"	-	3-15/16"	2-1/2"
90	1-1/2 IPS	6-7/16"	4-7/32"	8-7/8"	-	3-15/16"	2-1/2"

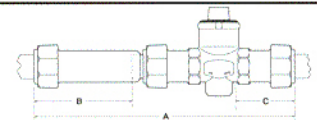
NOTE: Where pipe movement out of a compression-end valve might occur, proper anchorage of the pipe must be provided.

Style 175 GTO Threaded End Type

Size	A	B	C
3/4"	4-13/16"	3-1/16"	3"
1"	5-5/16"	3-17/32"	3-5/8"
1-1/4"	5-3/16"	3-7/8"	4-9/16"
1-1/2"	6-7/16"	4-7/32"	5-5/32"
2"	6-15/16"	4-1/2"	5-23/32"

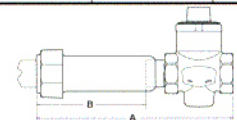


Style 175 "Cut-In" Comprssn. x Comprssn.



Sizes	3/4"	1"	1-1/4"	1-1/2"	2"
Overall Length "A"	14-1/4"	14-1/2"	14-3/4"	15-1/4"	15-3/4"
Cut-In Adapter Depth "B"	5"	5"	5"	5"	5"
Pipe Entrance Depth "C"	2-1/2"	2-3/4"	2-3/4"	2-3/4"	2-3/4"

Style 175 "Cut-In" FIPS x Compression



Sizes	3/4"	1"	1-1/4"	1-1/2"	2"
Overall Length "A"	10-1/2"	11-1/8"	12-3/8"	12-3/4"	13-1/4"
Cut-In Adapter Depth "B"	5"	5"	5"	5"	5"